


Wellesley Public Schools School Committee Meeting September 27, 2022



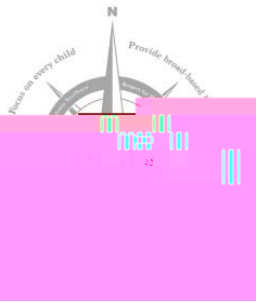


a woman-owned educational
planning firm

Our mission is to empower the people and communities with whom we work—enhancing the educational experience through planning.


- Tracy Healy, Owner & President
- In operation since May 2006, 25+ years of experience
- Located in Dublin, OH
- Work with 1,000+ districts across the country
- Provides national perspective with numerous case studies & lessons learned
- Sole provider of enrollment projections for the State of Ohio

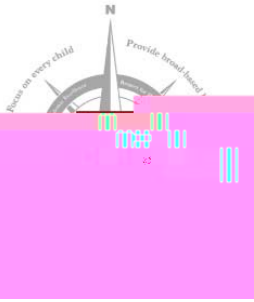




Demographics - Projecting Enrollment

- ‰ Historical Enrollment
- ‰ Birth Data
- ‰ Population Estimates
- ‰ Housing Data
- ‰ Other Variables





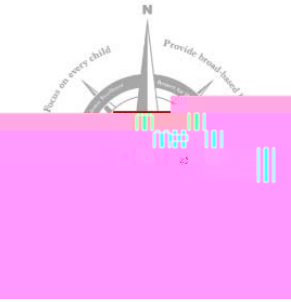
Private School Enrollment is at its highest point in last 10 years. Currently, 1,295 students or 24%.

t oo •o Ç Wµ o] ^ Z}}o•
WCE]À š IW CE} Z] o ^ Z}}o vCE}oou vš}o• WCE}oovš Pš }(d}š o ^ Z

'CE	îîîrîî	îîîrîî	îîîrîî	îîîrîî	îîîrîî	îîîrîî	îîîrîî	îîîrîî	îîîrîî	îîîrîî
WCE]À š IW CE} Z] o ^ Z}}o	íUíôî	íUíôî	íUíôî	íUíôî	íUíôî	íUíôî	íUíôî	íUíôî	íUíôî	íUíôî
t oo •o Ç Wµ o] ^ Z}}o•	òUíîî	òUíîî	òUíîî	òUíîî	òUíîî	òUíîî	òUíîî	òUíîî	òUíîî	òUíîî
d}š o	íõ9	íõ9	íõ9	íõ9	íõ9	íõ9	íõ9	íõ9	íõ9	íõ9
W CE vš P										

^}µCE W ^ U D •• Zµ• šš• % CEš u Wµ}o] µ^ Z}}o• t oo •o Ç

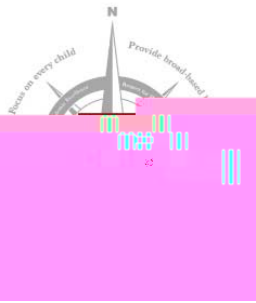




Looking back to school years 2002-03 – 2011-12, private school enrollment peaked at 21% in 2010-11.

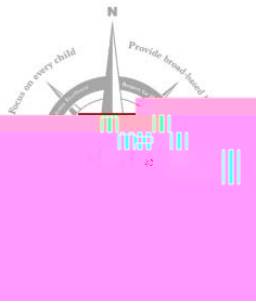
	íííííííí	íííííííí	íííííííí	íííííííí	íííííííí	íííííííí	íííííííí	íííííííí	íííííííí	íííííííí	íííííííí
<			ò	ò	ó	ò	ò	ò	ò	ò	ò
í			í	í	í	í	í	í	í	í	í
î			î	î	î	î	î	î	î	î	î
ï			ï	ï	ï	ï	ï	ï	ï	ï	ï
ñ			ñ	ñ	ñ	ñ	ñ	ñ	ñ	ñ	ñ
ò			ò	ò	ò	ò	ò	ò	ò	ò	ò
ó			ó	ó	ó	ó	ó	ó	ó	ó	ó
ô			ô	ô	ô	ô	ô	ô	ô	ô	ô
õ			õ	õ	õ	õ	õ	õ	õ	õ	õ
íí	ñõ	ñô	òó	òñ	òõ	ôî	ííí	òì	ííí	ííí	ííí
íí	óñ	òí	òï	óí	óí	ôđ	õì	õô	õí	õí	õí
íî	đñ	óï	òô	òô	óđ	ôì	óí	óđ	óí	óí	óí
< r íî d}š o	òñđ	ôôđ	ôñî	ôôó	õòô	íUìóò	íUìòô	íUìôî	íUìôî	íUìôî	íUìôî
tW^ vœ}oou vš	ïUôôì	đUíóđ	đUííđ	đUíóđ	đUñíó	đUñíí	đUóóôî	đUóóôî	đUóóôî	đUóóôî	đUóóôî
W œ vš P	íđ9	íó9	íó9	íó9	íô9	íõ9	íô9	íô9	íô9	íô9	íô9





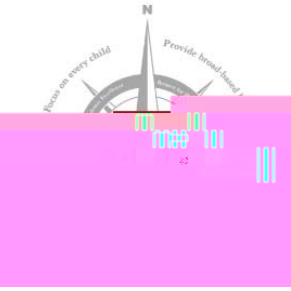
Birth Counts – indicator of future K





General Demographics

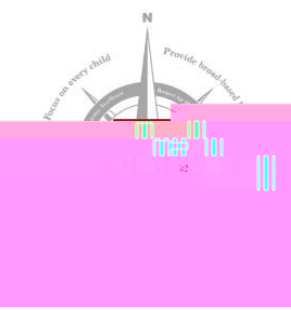




Total population is projected to increase over the next 5 years.

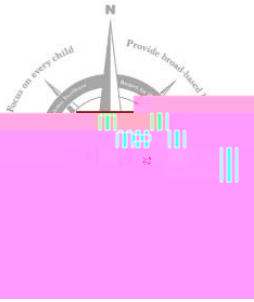
Only the areas in red are projected to decrease over that same time period.





Population – Primarily increase overall, but decrease 0-18





W } % μ o š] } v

E Z u

E Á š } v

t Ç o v

t

d } š o W } % μ o š] } v
d } š o P ì r í ô

ï ï U í ò ó
ô U ð ð ó

ô ô U ï í ó
î î U õ ô ì

í ï U ñ ð ð
ï U ò ð í

d } š o W } % μ o š] } v
d } š o P ì r í ô

ï í U õ ò ð
ô U ñ ô ó

ô ó U ñ ñ ò
í õ U ñ ñ ò

í ï U ô ð
ï U ï ò ó

d } š o W } % μ o š] } v
d } š o P ì r í ô

ï î U ô ô ì
ô U ï î ñ

õ ì U ð ì ï
í õ U ï ô ì

í ð U í ð ð
ï U î ô ò


d } š o W } % μ o š] } v

ò X ì 9

r ì X õ 9

î X î 9

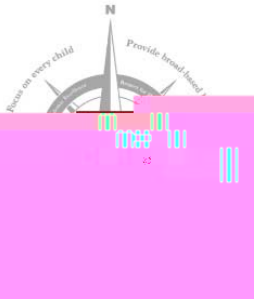





Family Size & Households – Family size fairly steady, family households projected to increase by approximately 3% or less.


& u]oÇ ^]ì U ,}µ• Z}o •	E Z u	E Áš}v	t Ço v	t •š}v
îîíò •š]u š •				
À Æ P & u]oÇ ^]ì	ïXîô	ïXíì	ïXíó	ïX
d}š o & u]oÇ ,}µ• Z}o •	ôUìòí	îíUõóí	ïUóòí	ï
îîíí •š]u š •				
À Æ P & u]oÇ ^]ì	ïXîð	ïXìò	ïXíñ	ïX
d}š o & u]oÇ ,}µ• Z}o •	ôUñìí	îíUîðí	ïUôóô	ï
îîíò •š]u š •				
À Æ P & u]oÇ ^]ì	ïXîñ	ïXìó	ïXíñ	ïX
d}š o & u]oÇ ,}µ• Z}o •	ôUóíñ	îíUõïð	ïUõóð	ïX
9 Z vP (Æ}u îîíòrîí				
À Æ P & u]oÇ ^]ì	ríXî9	ríXï9	rìXò9	ìX
d}š o & u]oÇ ,}µ• Z}o •	ñXñ9	rïXï9	ïXí9	rïX
9 Z vP (Æ}u îîíírîò				
À Æ P & u]oÇ ^]ì	ìXï9	ìXï9	ìXì9	ìX
d}š o & u]oÇ ,}µ• Z}o •	îXñ9	ïXí9	îXñ9	í





Public School Enrollment – Only Lexington &





Housing – net gain between demos and new single family homes is 11.

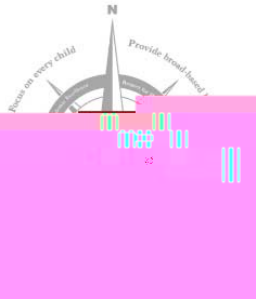
z	œ	u}o]š]]v•	^]vPo	& u]oÇ W œu]š•	dÁ} &]œÇœvš•œu]š•	Dμoš
îîîî	đó	đň	ì	ì		
îîîî	óí	óí	ì	ì		
îîîî	óì	óì	ì	ì		
îîîđ	ňô	òđ	ì	îň		
îîîň	õň	õĩ	ĩ	ĩ		
îîîò	ôň	ôđ	đ	ì		
îîîó	ňó	ňđ	î	ì		
îîîô	đî	đđ	í	ì		
îîîõ	ňň	đî	î	ì		
îîîì	îô	ĩó	ó	ĩňì		
îîîí	óí	ňó	íì	ĩň		
îîîîž	ì	îõ	ì	đì		

d}š o òóõ òõì îõ đňĩ

^}μœ W d}Áv }(t oo •o Ç Wo vv]vP %œœ]šsu vš U ▲K ^ μ]o]vP W

%œ o]u]v œÇ šZœ}μPZ :μv îîîî

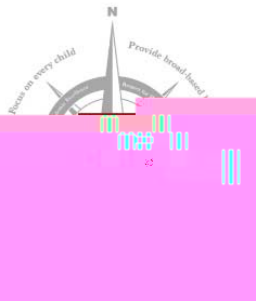


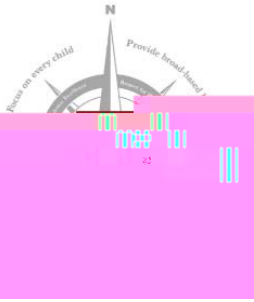


Housing – 4 non-40B projects with 505 potential units

- ~~40R~~ Wellesley Park -350 units
- Barton Road – 88 low income units
- Terrazza on Linden St. – 35 market units & 4 affordable units
- Bristol – 148 Weston Rd. – 26 market units & 2 affordable units







Moderate Projections by grade group

+116 in Elementary School

-20 in Middle School

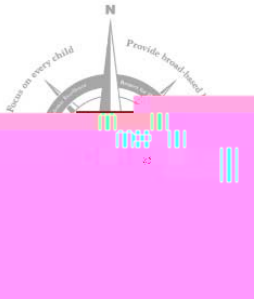
-368 in High School

t o o • o Ç W μ o] ^ Z } } o •
W OE } i š v OE } o o u v š Ç ' OE ' OE } μ % o r D } OE š ID } • š >] l o Ç


'OE	îîîîrîî š μ o	îîîîrîð	îîîðrîñ	îîîñrîò	îîîòrîó	îîîó r î ð	îîîð r î ð	îîîð r î ï	îîîî r î ï ï ï ï ï ï ï ï r î ï
< r ñ	íUóðò	íUóðò	íUóíî	íUóðî	íUôìò	íUðíð	íUòòò	íUôñî	íUôðî
ò r ô	õîò	õíò	õìò	õìì	ôðí	ôðí	ôìò	ôòò	ôðò
õ r íî	íUðòì	íUðìò	íUîîð	íUîóî	íUîîð	íUíóð	íUíñó	íUíîî	íUíîð
< r íî d } š o	ðUíîò	ðUìóî	ïUðñð	ïUðíð	ïUôññ	ïUðîð	ïUðîì	ïUôðî	ïUðîî

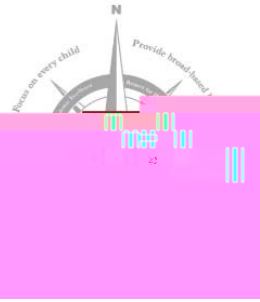
^ } μ OE W & μ š μ OE d Z] v l





High Projections – increase of 38 students (1%)





High Projections by grade group

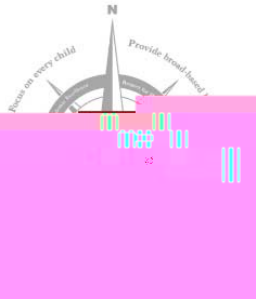
+216 in Elementary School

+64 in Middle School

-242 in High School

	íUóđđ	íUóđđ	íUóñđ	íUđíí	íUđđí	íUđíí	íUđđñ	íUđñí	íUđđñ
< r ñ	íUóđđ	íUóđđ	íUóñđ	íUđíí	íUđđí	íUđíí	íUđđñ	íUđñí	íUđđñ
ò r ô	đíđ	đíñ	đíđ	đíó	đóó	đóñ	đóí	đíđ	đóó
õ r íí	íUđđì	íUđđđ	íUíóí	íUííñ	íUíñó	íUíđí	íUííí	íUíìđ	íUííí
< r íí d}š o	đUííò	đUííó	đUííñ	đUíđđ	đUííó	đUííđ	đUííñ	đUííó	đUííí

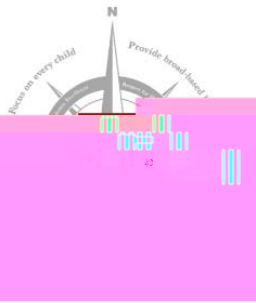




Conclusion – Decline in enrollment due to:

- Lower birth counts
- Low K-5 enrollment impacts future middle & high school enrollment
- Increase in private school enrollment
- While overall population is increasing, the 0-18 population is decreasing
- Average family size has declined
- Single family building permits and demolitions are close to equal
- New multi-family expected to help offset decline





Thank You!

