

---

---

# A 75G'F Ygi `hg Gdf]b[ `&\$&%

School Committee Presentation  
November 9, 2021



---

---

WELLESLEY PUBLIC SCHOOLS  
*Learning • Caring • Innovating*

# Presentation Overview

A 75G'6Ug]Vg

F Ygi `hg

9@5'

A Uh\'

GVYbW'

DYYf'8

# MCAS Basics

# MCAS Basics

[Di fdcgY](#)

# MCA S Basics - ALT

# MCA S Changes due to COVID

5Wti bhUV]`]lm

Bc`XYhYfa ]bUh]cbg]ggi YX`Zcf`&\$&%

=hYa `GUa d`]b[ `Zcf`B cb! < ][ \ `GVXcc`]; fUXYg

Gca Y`ghi XYbhg`hU\_]b[ `gYgg]cb`cbYž`gca Y`ghi XYbhg`hU\_]b[ `gYgg]cb`hk c  
5[[ fY[UhYX`gVcfYg`U`ck `Zcf`a YUb]b[ Z `]bhYfdfYhUh]cbg  
=bX]j ]Xi U`ghi XYbhg`hU\_]b[ `gYgg]cb`cbYž`gca Y`ghi XYbhg`hU\_]b[ `gYgg]cb`hk c

5Xa ]b]ghfUh]cb

F Ya chY`UbX`]b!dYfgcb`UXa ]b]ghfUh]cb  
G]a ]`Uf`dYfZcfa UbWg]b`K DG`UbX`Uh`h`Y`ghU`hY`Yj`Y`

DUfh]WdUh]cb

- \* | ! - - | `dUfh]WdUh]cb`fU`hY`]b`K DGžXYdYbX]b[ `cb`[ fUXY`Yj`Y`  
, - | ! - + | `dUfh]WdUh]cb`ghU`hY`k ]XYžXYdYbX]b[ `cb`[ fUXY`Yj`Y`

# MCA S Changes due to COVID

A YUgi fY'cZ'Ghi XYbhi; fck h\ ! 'Ghi XYbhi; fck h\ 'DYfWbh]`Yg

A YUgi fY'cZ\ck 'a i W'U'ghi XYbh]UW]Yj Ya Ybh\Ug'WUb[ YX'g]bW'h\Y'df]cf' hYgh]b[

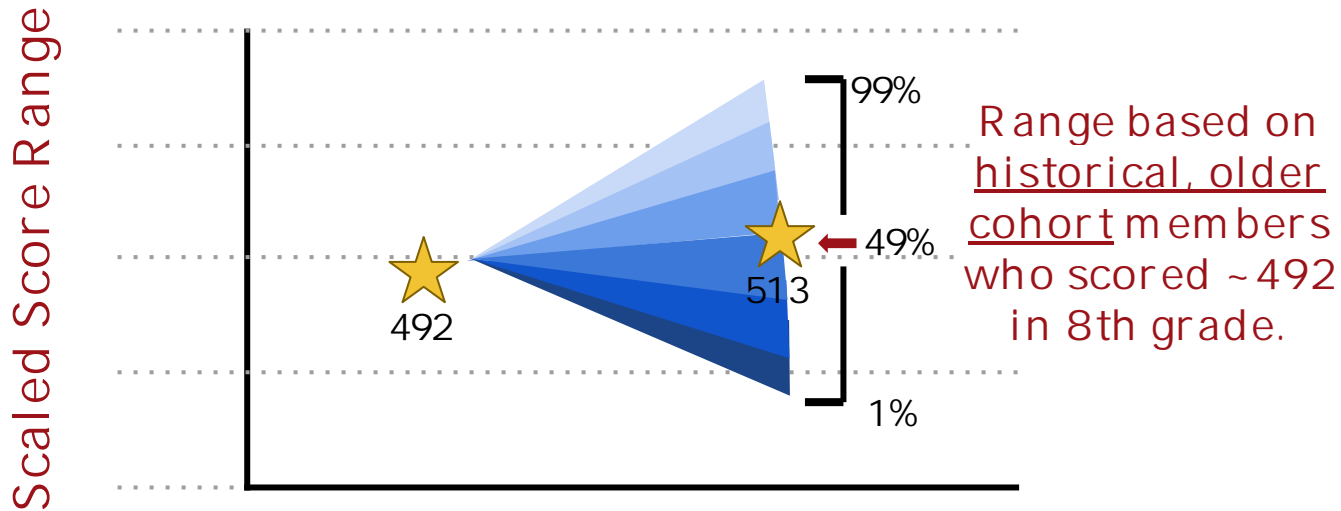
7ca dUfYg'WffYbhgWcfY'hc'h\UhcZdYYf'[ fci dg'ch\Yf'ghi XYbhg]b'h\Y'gUa Y' [fUXY'k\c'dYfZcfa YX'g]a ]`Uf`m]b'h\Y'dUgh

=b'df]cf'mYUfg'zdYYf'[ fci dg'k YfY'Zcfa 'k]h\]b'h\Y'gUa Y'Wc\cfhif]gUa Y'WUgg' mYUfL

# MCA S Changes due to COVID

A YUgi fY'cZGhi XYbh; fck h\ ! 'Ghi XYbh; fck h\ 'DYfWbh]'Yg

Hc 'UWV fUHy' mifYZYWih\ Y'YI hYbh'hc'k \ ]W [ fck h\ 'g'ck YX'Xi Y'hc'7CJ =8ž  
Í VUgY' ]bY'G; Dgî 'k YfY'WYUHyX'Zfca 'U\' ]ghcf]W' dYYf' [ fci d"  
: cf' &\$&%ž'h\ Y'W ffYbhigW'fY' ]g'W'a dUfYX'hc'h\ Y'\' ]ghcf]W' dYYf' [ fci d.





# MCA S Changes due to COVID

## Statewide Average Student Growth Percentiles (SGPs)

		2019 7c\cfH6UgYX'A Yh\cX			

# MCA S Basics: Score Range Labels

Achievement F Ub[Y. '( (\$!) *\$		Growth Percentile F Ub[Y. '%- -	
Label	Scaled Score Range	Label	SGP Range
9I WYX]b[ ' 9I dYVUjcbg	)' \$!) *\$	9I WYXYX 'Hnø]W' ; fck h\	*\$Ž
A Yh]b[ ' 9I dYVUjcbg	)\$\$!) &-	Hnø]W' ; fck h\ !' < ][\	)\$!) -
Dufh]U`mA Yh]b[ ' 9I dYVUjcbg	(+\$!(- -	Hnø]W' ; fck h\ !'@ck	(\$!(-
BchA Yh]b[ ' 9I dYVUjcbg	((\$( (* -	<b>Low Growth</b>	<b>30-39</b>
		J Yfm@ck ; fck h\	0' \$

Statewide, average SGPs were typically 30-39 for 2021.

# High Needs Group

&) | 'cZgh XYbhg'k \c'hcc\_`h\Y'A 75G'k YfY']b'h\Y'< ][\`BYYXg'[ fci d"

K DG'< ][\`BYYXg'A 75G'Wta dcg]h]cb.

) \* | '=9D'U'cbY

% | '9@#: 9@'U'cbY'f' | '9@t

% | '9W'bc a ]W`m8]gUXj UbhU[ YX'U'cbY

% | 'Wta V]bU]cb'cZ&'cf" `WUfUWYf]gh]Wg

# 2021 ELA Results

# Spring 2021 ELA MCAS Percent Meeting/Exceeding and SGP

	3-8 % Meet/Exceed	3-8 SGP	10 % Meet/Exceed	10 SGP
5 <sup>th</sup>	41	41	41	41

# Spring 2021 ELA MCAS Percent Meeting/Exceeding and SGP

	3-8 % Meet/Exceed	3-8 SGP	10 % Meet/Exceed	10 SGP
5`	+)	H!@ck	- &	H!< ][\
< ][\ `BYYXg	)\$	@ck	**	H!< ][\
9Vtbc a ]W`m8 ]gUXj UbHj[				

# Spring 2021 ELA MCAS Percent Meeting/Exceeding and SGP

	3-8 % Meet/Exceed	3-8 SGP	10 % Meet/Exceed	10 SGP
5`	+ ) I	H! @ck	- & I	H! < ] [ \
< ] [ \ B YXg	) \$ I	@ck	** I	H! < ] [ \
9Wt bca ]W`m8 ]gUXj UbHJ[ YX	(( I	@ck	* \$ I	H! < ] [ \
9@/ : cfa Yf'9@	*) I	H! @ck	!	!
Gh XYbhg'k ]h`8 ]gUV` ]h]Yg	(' I	@ck	), I	H! < ] [ \
5g]Ub	, ' I	H! < ] [ \	- ( I	H! < ] [ \
5Z]Wb`5a Yf"#6`UV	( \$ I	@ck	+\$ I	!
< ]gdUb]Wcf`@Uh]bc	) ( I	@ck	+& I	!
A i `h]fUW	, %	H! @ck	, ( I	H! < ] [ \
K \ ]hY	+* I	H! @ck	- ) I	H! < ] [ \

# Spring 2021 ELA MCAS

## Percent Meeting/Exceeding and SGP Areas of Strength

	3-8 % Meet/Exceed	3-8 SGP	10 % Meet/Exceed	10 SGP
5`	75%	H!@ck	92%	H!<][\
<][\BYXg	50%	@ck	66%	H!<][\
9Wtbc a ]W`m8]gUXj UbHJ[ YX	((i	@ck	*\$i	H!<][\
9@/ : cfa Yf'9@	65%	H!@ck	!	!
Gh XYbhg'k ]h`8]gUV`]h]Yg	43%	@ck	58%	H!<][\
5g]Ub	, ' i	H!<][\	-(i	H!<][\
5Z]WUb`5a Yf"#6`UV	(\$i	@ck	+\$i	!
<]gdUb]Wcf`@Uh]bc	54%	@ck	+&i	!
A i`h]!fUV	81%	H!@ck	, (i	H!<][\
K \]hY	76%	H!@ck	95%	H!<][\








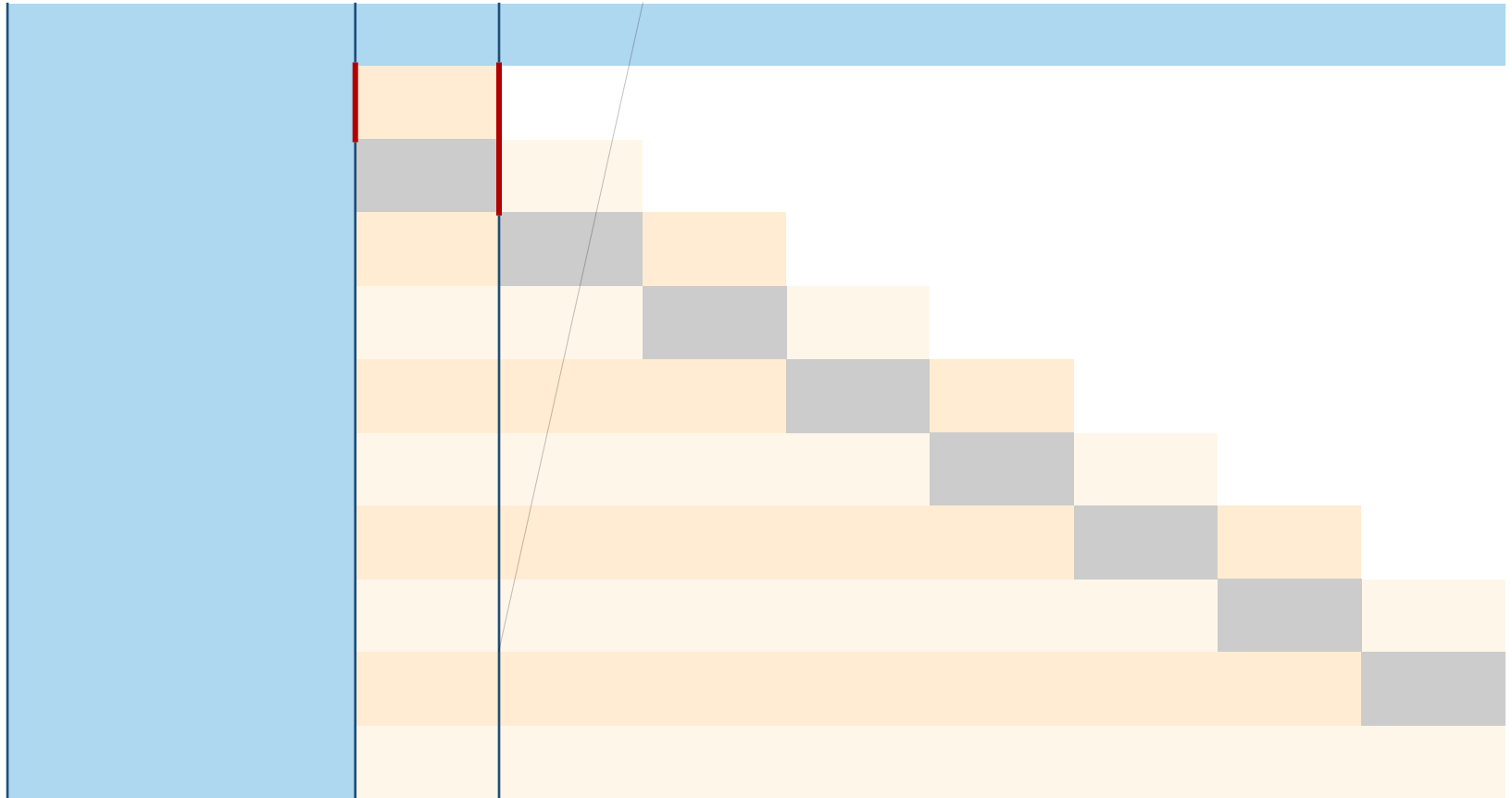
# Spring 2021 ELA MCAS Percent Meeting/Exceeding & SGP Levels

Grade	3	4	5	6	7	8	10
DYfWbh A Yyhj[#9l WYX]b[	++l	+*l	, \$l	+, l	+\$l	* - l	- &l
DYfWbh]Y'Ua cb[ ' 8]gf]Vtg	-)h\	-(h\	--h\	--h\	-&bX	-' fX	--h\
G; D'@j Y'	!	!					

# ELA MCAS Percent Meeting/Exceeding Cohorts 2017-2021



# ELA MCAS Percent Meeting/Exceeding Cohorts 2017-2021





# ELA MCAS

## Change in Percent Meeting/Exceeding District vs State

	- 8							
		- 6						
	85%		+0					
	76%	82%		- 2				
	65%	79%	80%		+1			
		79%	81%	80%		- 12		
			77%	80%	69%		N/A	
				79%	81%	81%		+7
					76%	78%		
						79%		85%

A 75G'hU\_Yb 'jb '&\$\$%

■ Bc'&\$\$A 75G'Xi Y'hc '7CJ =8

# ELA Reporting Categories: Compared to State Average

Percent of points earned, by reporting category by grade, were greater than the state average.

## Areas of Strength:

Reading Comprehension (K-5), Reading Comprehension (6-8), Reading Comprehension (9-12), Writing (K-5), Writing (6-8), Writing (9-12), Speaking and Listening (K-5), Speaking and Listening (6-8), Speaking and Listening (9-12)

## Areas for Growth:

Reading Comprehension (K-5), Reading Comprehension (6-8), Reading Comprehension (9-12), Writing (K-5), Writing (6-8), Writing (9-12), Speaking and Listening (K-5), Speaking and Listening (6-8), Speaking and Listening (9-12)

Reading Comprehension (K-5), Reading Comprehension (6-8), Reading Comprehension (9-12), Writing (K-5), Writing (6-8), Writing (9-12), Speaking and Listening (K-5), Speaking and Listening (6-8), Speaking and Listening (9-12)

# ELA Reporting Categories: Program Equitability across Racial/Ethnic Groups



# Key Takeaways: ELA

## Highlights:

Cj YfU` \ ] [ \ ' dYfZcfa UbW  
GYj YfU' bcb! \ ] [ \ ' gWcc` [ fci dg'k ] h\ 'fY`Uh]j Y'm\ ] [ \ '  
dYfZcfa UbW  
Ghi XYbhg'k ] h\ 'X]gUV]` ] h] Yg\ UX'fY`Uh]j Y'm\ ] [ \ '  
dYfZcfa UbW`UhVch\ ``Yj Y`g  
Cj YfU` ž) h\ 'UbX'c`XYf\ UX`Ygg'cZU'7CJ =8 'YZZVh\ Ub'  
h\ Y'ghUhY

## Targeted efforts to better meet needs:


Bcb! \ ] [ \ ' gWcc` '5Zf]WUb '5a Yf]WUb 'UbX'6`UW`gri XYbhg  
< ] [ \ ' gWcc` '< ]gdUb]Wcf '@Uh]bc'gri XYbhg  
' fX'UbX'( h\ \ UX'a cfY'cZU'7CJ =8 'YZZVh\ Ub' h\ Y'ghUhY

# 2021 Math Results

# Spring 2021 Math MCAS Percent Meeting/Exceeding and SGP

	3-8 % Meet/Exceed	3-8 SGP	10 % Meet/Exceed	10 SGP
5 <sup>th</sup>	* &l	@ck		

# Spring 2021 Math MCAS Percent Meeting/Exceeding and SGP








# Spring 2021 Math MCAS

# Spring 2021 Math MCAS Percent Meeting/Exceeding & SGP Levels


Grade	3	4	5	6	7	8	10
DYfWbhi A Yh]b[#9l WYX]b[	*, l	*+l	*(l	)\$l	*&l	)-l	,, l
DYfWbh]Y'Ua cb[ 8]gf]Wd	-, h\	-(h\	- ' h\	+*h\	-%gh	- ' fX	-- h\
G; D'@yj Y'	!	!	H!@ck	J!@ck	@ck	@ck	H!< ][\

\* Based on district percent meeting/exceeding expectations







# Math MCAS Percent Meeting/Exceeding Cohorts 2017-2021



# Math MCAS Change in Percent Meeting/Exceeding 2019 to 2021



# Math MCAS Change in Percent Meeting/Exceeding District vs Statewide



# Math Reporting Categories:



# Key Takeaways: Math

## Highlights:

Cj YfU` `[ \ 'dYfZcfa UbW  
Ghi XYbhgk ]h\ 'X]gUV]` ]h]Yg'UhVch\ ``Yj Y`g'\ UX'fY`Uh]j Y`m  
\ ][ \ 'dYfZcfa UbW  
Cj YfU` ``Ygg'cZU'7CJ =8 'ZZYVh\ Ub 'h\ Y'ghUhY  
A cfY`Yei ]hm]b` ' fX`[ fUXY

## Targeted efforts to better meet needs:

Bcb!\ ][ \ 'gV\cc` '5Zf]VUb '5a Yf]VUb 'UbX'6`UW`gri XYbhg  
\* h\ \UX'a cfY'cZU'7CJ =8 'ZZYVh\ Ub 'h\ Y'ghUhY  
=bYei ]hmUh'h\ Y'a ]XX`Y'gV\cc` ``Yj Y`

# 2021 Science Results





# Spring 2021 Science MCAS Percent Meeting/Exceeding or Advanced/Proficient

	5 & 8 % Meet/Exceed	HS Physics % Adv/Prof
5 <sup>th</sup>	* -1	, -1
< ] [ \ ' B Y Y X g	( , 1	* ) 1
9 V t b c a ] W ` m 8 ] g U X j U b h U [ Y X	( \$ 1	) \$ 1
9 @ / : c f a Y f ' 9 @	, ( 1	!
G h i X Y b h g ' k ] h ' 8 ] g U V ` ] h ] Y g	( \$ 1	* & 1









# Science MCAS Percent Meet/Exceed or Adv/Prof Cohorts 2017-2021

	71%		
	67%		
	65%	67%	
	62%		89%
		79%	
		63%	94%
		63%	98%

A 75G'hU\_Yb 'jb '&\$&%  
 'Bc '&\$&\$ 'A 75G'Xi Y'hc '7CJ =8





# Science MCAS

## Change in Percent Meet/Exceed or Adv/Prof 2019 to 2021

	+4		
	67%		
	65%	-12	
	62%		-5
		79%	
		63%	94%
		63%	98%

□ A 75G'hU\_Yb ]b &\$&%

■ Bc &\$&\$'A 75G'Xi Y'hc '7CJ =8

7\Ub[Y]b'DYfWbhiA YYh]b[ #9I WYX]b[ 'k Ug;Ž 'dc]bhg'VYhYf'h\Ub'ghUHyk ]XY'W\Ub[ Y"  
7\Ub[Y]b'DYfWbhiA YYh]b[ #9I WYX]b[ 'k Ug;Ž 'dc]bhg'k cfgY'h\Ub'ghUHyk ]XY'W\Ub[ Y"

# Science Reporting Categories: Compared to State Average

*5th & 8th grade science MCAS tests each cover three years of science.*

Percent of points earned, by reporting category by grade taught, were greater than the state average.

## Areas of Strength:

9Ufh 'UbX'gdUW'gVYbW. ' fX'UbX'+h [ fUXYg  
D\ng]W'gVYbWg. ) h [ fUXY  
HYWbc`c[n#Yb[]bYYf]b[. '( h [ fUXY  
K Uj Yg'UbX'h Yf'Udd`]W]h]cbg]b'hYWbc`c[]Yg. \[\ 'gWcc`

## Areas for Growth:

9Ufh 'UbX'gdUW'gVYbW. \* h [ fUXY  
@]ZY'gVYbW. '( h 'UbX') h [ fUXYg  
D\ng]W'gVYbWg. ' fX'UbX', h [ fUXYg  
HYWbc`c[n#Yb[]bYYf]b[. '+h 'UbX', h [ fUXYg

# Science Reporting Categories: Program Equitability across Racial/Ethnic Groups

*5th & 8th grade science MCAS tests each cover three years of science.*

Percent of points earned, by reporting category by grade taught, showed differences across racial/ethnic groups.

Areas of Strength:

Areas of Strength:

9Ufh \ UbX'gdUW'gWYbWg. '+h\ [ fUXY

# Key Takeaways: Science

## Highlights:

Cj YfU` `[ \ `dYfZcfa UbW  
Ghi XYbhgk ]h\ `X]gUV]`h]Yg\ UX`fY`Uh]j Y`m\ ] [ \ `  
dYfZcfa UbW`UhVch\ ``Yj Y`g  
@Ygg`cZU`7CJ =8 `YZZVh\ Ub`h\ Y`ghUhY`UhY`Ya YbHufmi  
UbX`\ ] [ \ `gWcc` ``Yj Y`g

## Targeted efforts to better meet needs:

< ] [ \ `gWcc` `YVcbca ]WV`mX]gUXj UbhU[ YX`ghi XYbhg  
< ] [ \ `gWcc` `< ]gdUb]Wcf`@Uh]bc`ghi XYbhg  
A ]XX`Y`gWcc` `UX`a cfY`cZU`7CJ =8 `YZZVh\ Ub`h\ Y`  
ghUhY  
@]ZY`gWYbWžcj YfU` `UbX`fY[ UfX]b[ `Yei ]hm





# ELA MCAS District Comparisons 2019-2021 Change in Percent Meeting/Exceeding


District	Grades 3-8
@]bVt`b	Ž\$
G\YfVcfb	Ž\$
K Ygk ccX	!&
B UhjW	!'
B Yk hcb	!'
Gi XVi fm	!'
7Uf`]gY	!(
@YI ]b[ hcb	!(
B YYX\Ua	!(
K UmUbX	!(
<b>Wellesley</b>	<b>-4</b>
7cbVt`fX	!*
K Yghcb	!+
8cj Yf!G\YfVcfb	!,
K ]bWYghYf	!,
8cj Yf	!%\$

District	Grade 10
B Yk hcb	Ž,
<b>Wellesley</b>	<b>+7</b>
B YYX\Ua	Ž*
7cbVt`fX! 7Uf`]gY	Ž)
8cj Yf!G\YfVcfb	Ž)
K UmUbX	Ž&
K ]bWYghYf	Ž&
@YI ]b[ hcb	Ž%
B UhjW	Ž%
K Ygk ccX	Ž\$
@]bVt`b!Gi XVi fm	!&
K Yghcb	!*





# Math MCAS District Comparisons 2019-2021 Change in Percent Meeting/Exceeding





# Science MCAS District Comparisons

# Next Steps



# Next Steps

## 21st Century Learning:

H\Y`X]grf]Vik\Ug]bj YghYX`]b`dfcZYgg]cbU`XYj Y`cda Ybhic`gi ddcfh`  
hYUWYfg]b`VfYU]b[`\][`\`mX]ZZYfYbh]UHYXždfc`YVU VUgYX`YUfb]b[`  
`Yggcbg`UbX`i`b]hg`h`Uh]bhY[ fUHY`G9@žVj ]WYb[ U[ Ya Ybhž`  
Vfcgg! VcbhYbh`YUfb]b[ žVca d`YI`h`]b\_]b[ `UbX`ghi XYbh`  
Yb[ U[ Ya Ybh`

H\Y`X]grf]Vik ]` Vcbh]bi Y`hc`dfcj ]XY`hfU]b]b[ `UbX`gi ddcfhic`  
hYUWYfg`Ug`h`Ymid]`ch`UbX`UggYgg`D6@`Yggcbg`UbX`i`b]hg`UWfcgg`  
VcbhYbh`UfYUg`

# Next Steps

## Diversity, Equity, & Inclusion:

K DG'k ]` ]a d`Ya YbhU'DUbcfUa U'Ghi XYbh'9ei ]hmiUbX' =bWl g]cb`  
Gi fj YmfBa d` ]ZmGhi XYbhJ c]Wgl'hc' UggYgg'ghi XYbh'VY` ]YZgž`  
Uh]ri XYgž'dYfWdh]cbg'cb`Yei ]hmiUbX' ]bWl g]cb"

# Next Steps

## High Expectations Teaching:

K DG`YXi Wbcfg`k ]``gri Xmi`h`Y`df]bVd`Yg`cZ`\[ \ `Yl dYVWU]cbg`h`YUW]b[ ` UbX`YUfb]b[ žUbX`Yb[ U[ Y]b`dfUWU`Udd`]WU]cb`h`fci [ \ `gri Xmi[ fci dg` UbX`h`Y`< ] [ \ `9l dYVWU]cbg`HYUW]b[ `V`i fgY`Z`fca `F YgYUfW`Zcf`6Y`h`Yf` HYUW]b[ "

K DG`YUXYfg`k ]``YUfb`h`Y`df]bVd`Yg`cZA i `h]!H]YfYX`Gm`h`Ya g`cZ` Gi ddcfhg`fA HGG`h`fci [ \ `dfcZYgg]cbU`XYj Y`cda Ybhž`UbX`\ck`hc` VYU`h`Y`UM`XYa ]WUbX`gc`VU`!Ya ch]cbU`gm`h`Ya g`UbX`g`h`fi V`i fYg`h`U`h` gi ddcfh`U` `gri XYbhg`k ]h`f][ cfc`i g`V`f`Y`]bg`h`fi V]cbž`h]YfYX`gi ddcfhgž` UbX`Ybf]W`a Ybh`

K DG`YUXYfg`k ]``YUfb`\ck`hc`W]VfU`h`Y`h`Y]f`i bXYfgh`UbX]b[ `cZ`



# Next Steps

## High Expectations Teaching:

K DG`YUXYfg'k ]``YUfb'h\Y'\_YmVca dcbYbhg'cZU'\][\`m  
YZZWlj Y'ghUbXUfXg!VUgYX'gngYa 'h'fci [\`dfcZYgg]cbU`  
XYj Y`cda Ybh'

K DG`YUXYfg'k ]``XYj Y`cd`Vca a cbžVcbg]ghYbh'UbX`  
dfcUWlj Y'a YW\Ub]ga g'hc'UbU'mmY'ghi XYbh'XU'Už']b'cfXYf'hc`  
gngYa Uh]W`mUXXfYgg'X]gdfcdcfh]cbU]m'