


FY16 Budget Proposal

Presented to Wellesley School
Committee

December 16, 2014



FY16 BUDGET PROPOSAL

Budget Guidelines

Budget Process

Budget Drivers

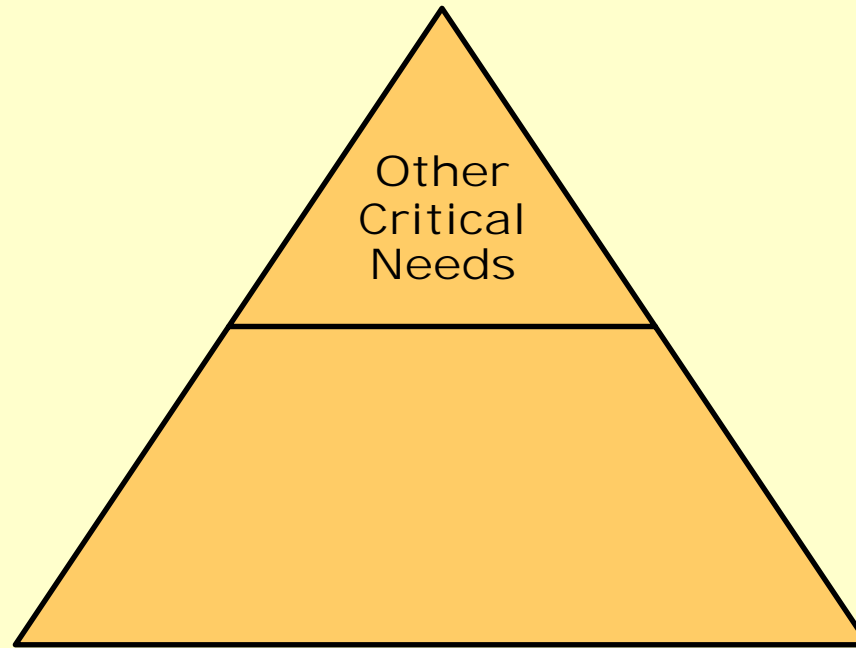
Three Proposals

Questions

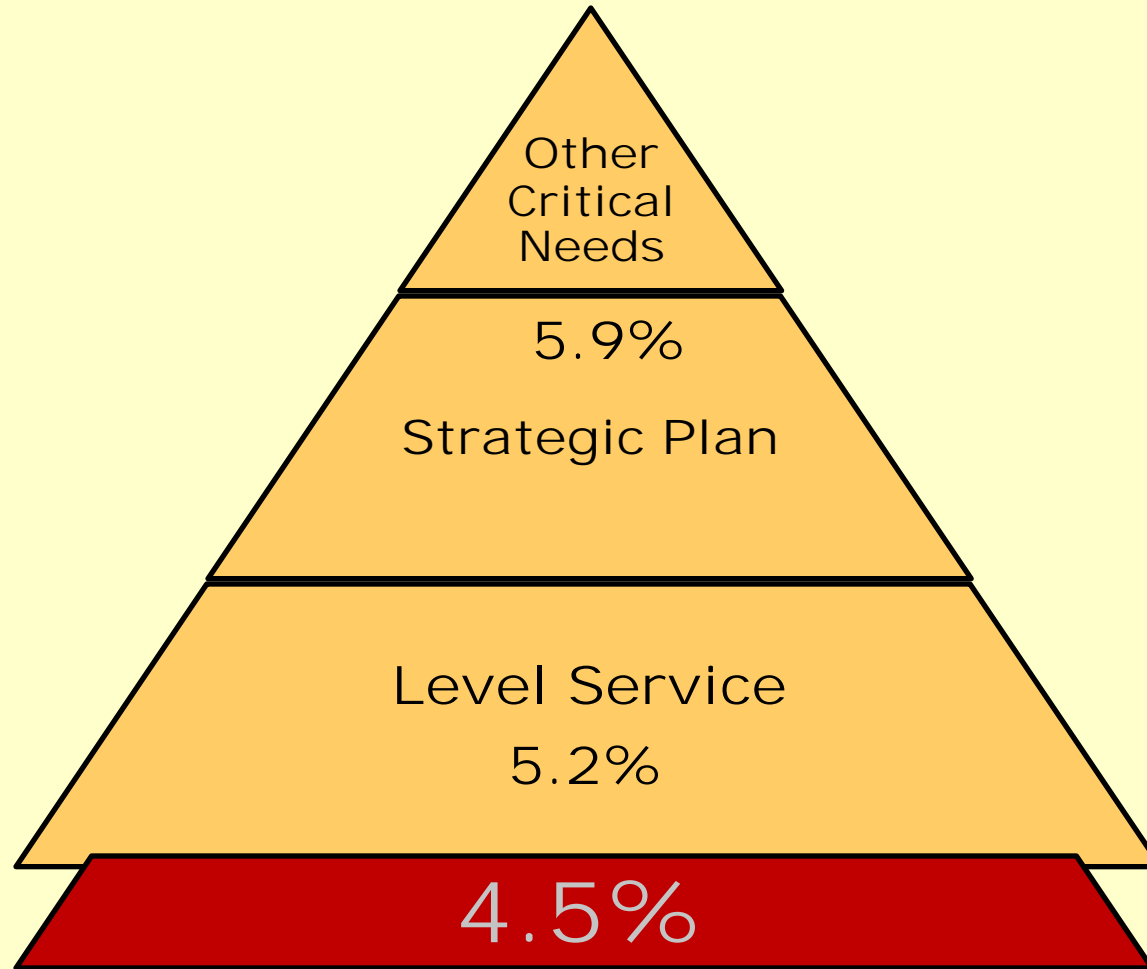
Budget Guidelines

	Town	School	Variance
FY15 Budget	\$63,524,619	\$63,524,619	
FY16 Guideline	4.0%	4.5%	
FY16 Budget at Guideline	\$66,065,604	\$66,383,227	
Increase	\$2,540,985	\$2,858,608	\$317,623

Budget Development: Architecture



Budget Development: Architecture



Budget Development: Enrollments

LEVEL	FY15	FY16	VARIANCE
K-5	2,305	2,301	-4
6-8	1,178	1,158	-20
9-12	1,486	1,512	+26

Budget Drivers: Compensation

- Cost of Contract Settlement with Teachers
 - Steps and Lanes 2% (4.17% increase per step)
 - Cost of Living 2.25% (split increase 1.5%-1.5%)
 - Base Increase 1% (from FY15 mid-year increase)
- Contract Settlement with Educational Support Association
 - Cost of Living 2%
- Reserve for Unit B of WEPSA and Non-Contract Staff
- Increase in Turnover Assumption from \$400,000 to \$650,000

Budget Drivers: Compensation

Turnover Assumption is the savings or cost associated with anticipated retirements, resignations, replacements,

Budget Drivers: Mandates

- Special Education Tuitions
FY15 budget is \$6 million; current actual is \$6.7 million based on 4 placements; FY16 with aging out and placement changes is budgeted at \$6.5 million
- Services
Contractual service increases based on specific IEP's
- Circuit Breaker
Assuming 70% reimbursement; no carryover available
-

Budget Drivers: Fee Revenues

- Some accounts depleted

Budget Drivers: Substitutes

- Consistently under-budgeted over the past few years
- Need to budget realistically based on history and trends
- Maternity Leaves and Long-term illnesses

FY12 ACTUAL	FY13 ACTUAL	FY14 ACTUAL		

Budget Scenario #1: 4.5%

	FY15	FY16 4.5%	INC/DEC	% INC
Personal Services	\$55,688,507	\$57,884,860	\$2,196,353	3.94%
Expenses	\$7,836,112	\$8,538,251	\$702,139	8.96%
Total	\$63,524,619	\$66,423,111	\$2,898,492	4.56%

!

Budget Scenario # 1: Reductions

- 1.36 FTE Central Office
 - .36 FTE Production Center
 - .50 FTE Consolidation in Special Education Support
 - .50 FTE Transportation Dispatcher
- Districtwide
 - Level funding of expenses (no increase for inflation)
 - Curriculum Materials and Services for curriculum cycle
 - Change membership in Special Education Collaborative

Budget Scenario # 1: Reductions

- 6.73 FTE Reductions
 - 2.00 TA for Grade 1 at Bates and Upham
 - 0.70 HS Art, Family/Consumer Science, Librarian
 - 0.80 MS Student Services and Half Cluster
 - 0.43 Upham Lunch Monitor
 - 2.80 Elementary Library Teaching Assistants (.80 to .40 FTE reduction per TA)
- Reduction of hours of Teaching Assistants and Para's
- Reduction of substitute time for curriculum development

•Budget Scenario # 1: Additions

- Base Budget Staff Additions:
 - 1.00 Preschool Teacher
 - 0.80 TA for HS Library
 - 0.50 ELL Teacher added in FY15
 - 0.20 HS CML Support Lab
 - 0.40 HS Math Support Labs
 - MS Athletic Coach added in FY15
 - Substitutes
- Base Budget Expense Additions:
 - HS Warranties on Technology
 - Educational Technology Upgrade for SmartNotebooks
 - General District-wide paper supplies

Budget Scenario #2: 5.2% (Level Service)

	FY15	FY16 5.2%	INC/DEC	% INC
Personal Services	\$55,688,507	\$58,310,523	\$2,622,016	4.71%
Expenses	\$7,836,112	\$8,540,703	\$704,591	8.99%
Total	\$63,524,619	\$66,851,226	\$3,326,607	5.24%

!

Budget Scenario #2: Level Service Budget

0.5 FTE Restoration of Transportation Dispatcher

2.0 FTE MS Fully Staff Houses/Clusters/Teams

0.4 FTE MS Classical/Modern Language Enrollments

0.6 FTE HS Enrollments (CML, English, Math)

HS Athletics Assistant Trainer

HS Athletics Coaches (Volleyball, Cross Country)

Budget Scenario #2: Level Service Budget

1.0 FTE Secondary Team Chair

(add .50 each to current Team Chairs)

.50 FTE Special Education - Literacy

1.0 FTE Special Education - Enrollments

1.0 FTE Special Education - Mental Health Worker

-3.0 FTE Special Education – Teaching Assistants and
Paraprofessionals

Budget Scenario #2: Level Service Budget

.30 FTE Literacy Specialist - Upham

.30 FTE Performing Arts Auditorium Manager

.10 FTE English Language Learners Director

.20 FTE Library/Media Director

Budget Scenario #3: Strategic Plan Investments/Other Critical Needs

1.0 FTE Elementary Special Education Team Chair

1.0 FTE Elementary General Education Social Worker

1.5 FTE Elementary World Language Teachers

1.0 FTE HS Art Teacher for Evolutions Program

BUDGET PROPOSALS SUMMARY

4.5% BUDGET SCENARIO

QUESTIONS?